Forma ultra

Fractional CO_2 Laser

Applicable to departments including Medical Aesthetic Department, Plastic Surgery Department, Dermatology Department, Gynecology and Obstetrics (for intimate area treatments), and Otorhinolaryngology Department.





One Treatment, Remarkable Changes!

Our newly upgraded CO_2 Laser Therapy Device combines cutting-edge technology, extensive experience, and an outstanding clinical track record. Unlike many laser programs that require multiple sessions to show results, it delivers significant effects in just one treatment, helping you attract a steady stream of clients.

NEWLY UPGRADED

Expand New Business, Boost Additional Revenue!

The newly upgraded CO_2 Laser Therapy Device is suitable for various treatment scenarios, with multiple pre-set, easy-to-use treatment protocols covering a wide range of applications such as skin revitalization and scar repair. Compared with other technologies, ablative laser therapy generates higher revenue per session while delivering more prominent results.

NEWLY UPGRADED





Easy to Use, Suitable for Beginners & Experts Alike

With a modern design and intelligent operation, this device embodies CO_2 laser technology proven over decades – continuously optimized by pioneers in the aesthetic laser field, ensuring professionalism and reliability. Its intuitive graphical interface, built-in presets, and intelligent automation features allow beginners to master operations quickly, while enabling experts to work more efficiently. It ensures safe and comfortable treatments, delivers excellent therapeutic effects, and shortens recovery time.

NEWLY UPGRADED

Five modes!

Supported by the Latest
Android Intelligent Control System

Provides a fully integrated solution for key clinical processes, including clinical operation, endpoint judgment, treatment closed-loop management, and equipment administration.



Cutting

Features an ultra-fine spot size (≤0.1mm) and high peak power. It is used for the precise removal of skin tags, moles, xanthelasmas, and more, enabling fine cutting, minimal trauma, and faster healing.



Mixed Cutting

Offers intelligently variable spot sizes (0.12-2mm). It is designed for rapid and accurate tissue ablation and coagulation, while maintaining stable light flux throughout the process.



Fractional

Operates on a "minimally invasive - repair" mechanism. It deeply stimulates collagen regeneration and remodels the dermal structure, addressing skin concerns such as acne scars, scars, wrinkles, and enlarged pores to achieve skin rejuvenation.



Cool peel

Equipped with a large 2mm spot size, it is suitable for full-face superficial skin resurfacing. It improves pigmentation, fine lines, roughness, and photoaging, gently brightening skin tone and refining texture with low side effects.



Intimate

Features minimally invasive and precise operation. It promotes mucosal regeneration and repair, restores physiological functions, and is used in the treatment of various gynecological conditions, including cervical diseases, vulvar lesions, and vaginal tightening.

Cutting

40w high peak power

Spot diameter of ≤ 0.1mm

it achieves a dual leap in "surgical precision" and "healing quality", making it an ideal choice for fine dermatological surgery.



- **Extremely Precise Cutting**
  The spot size (≤0.1mm) enables cell-level accurate resection with minimal trauma.
- **Ultra-Low Thermal Damage:**
  High power combined with short action time prevents heat from spreading, maximizing protection of surrounding normal tissues.
- **Extremely Stable Energy Control:**
  Perfectly matched parameters ensure efficient tissue vaporization while effectively controlling the depth of action.

Good effect, few scars
The incision is smooth, resulting in a more aesthetically pleasing appearance after healing, significantly reducing the risk of scarring and pigmentation.

Fast recovery experience is good
Less bleeding, less edema, less pain, and faster postoperative healing.

Wide application scope
It is particularly suitable for surgeries on delicate areas such as the eyelids and perioral region, as well as high-end needs like vitiligo transplantation and acne scar revision.

Mixed Cutting



Spot diameter

0.12–2mm

It is used for rapid and accurate tissue ablation and coagulation, while maintaining stable light flux.

It allows separate adjustment of dot spacing, density, length, width, and other parameters for deep-mode and shallow-mode. It supports mixed dot placement of deep and shallow layers, adapting to multi-level skin concerns (e.g., combined treatment of acne scars + fine lines and other multi-level skin issues).

Clinical Advantages

- **For Physicians**: For the rapid treatment of skin neoplasms including warts, nevi, syringomas and milia.
- **For Patients**: A single treatment can address multi-level skin issues, reducing the hassle and cost of multiple treatments, and delivering more comprehensive overall efficacy.

Fractional

Deep Layer



In addition to regular patterns, trapezoid, parallelogram, and freehand drawing (custom patterns) are added. Energy: adjustable from 3 to 300 mJ.

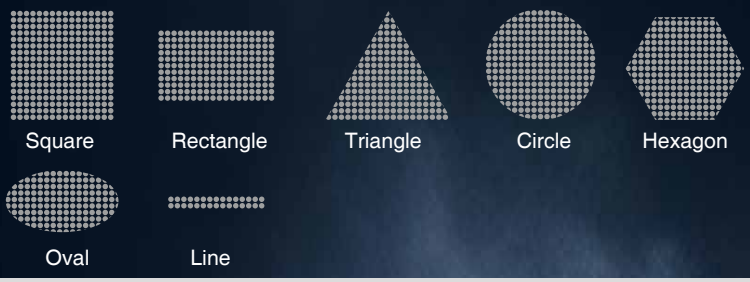



Allows cutting based on the shape of the target tissue

Shallow Layer

A new independent mode specially designed for shallow-layer treatment is added, supporting adjustments of multiple parameters such as dot spacing and ring layers (1-5 layers). The energy adjustment module abandons the traditional concepts of watts and pulse width; instead, it intelligently converts the energy unit to millijoules (mJ), supporting drag adjustment from 10 to 200 mJ for more intuitive operation.





Full-Layer Mode

It allows separate adjustment of dot spacing, density, length, width, and other parameters for deep-mode and shallow-mode. It supports mixed dot placement of deep and shallow layers, adapting to multi-level skin concerns (e.g., combined treatment of acne scars + fine lines and other multi-level skin issues).

Clinical Advantages

It supports selecting patterns such as square/circle/rhombus according to tissue size and treatment needs, and allows independent adjustment of pattern size, dot spacing density, and repetition times.

- **For Physicians**: Flexible adjustment of dot spacing and ring display is available, supporting layered treatment. It is especially suitable for complex skin concerns (e.g., acne scars + fine lines), improving treatment coverage and adaptability.
- **For Patients**: A single treatment can address multi-level skin issues, reducing the hassle and cost of multiple treatments, and delivering more comprehensive overall efficacy.

Intimate

Upgraded private hand tools: 45° oblique edge, 360°, single coordinate, double coordinate, suitable for treatment needs in different parts. (For example, the vulva/internal vagina/nipples/areola are convenient to operate)

Handpiece set



※ You can select 90° or 360°

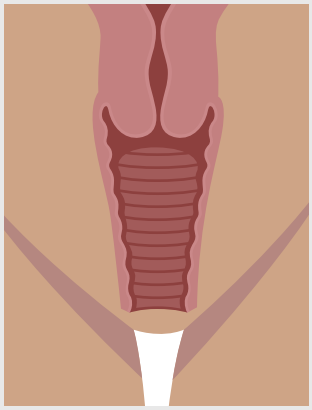

Before

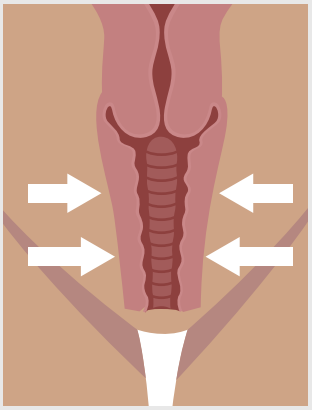

After

Surpasses your expectations of all aspects in vaginal tightening, compare it with other approaches

Type	Surgery	Filler	Laser
Method	Cut and Suture	Injection	Emission
Duration	60 min	30 min	10-15 min
Pain level	High	Middle	None
Effect	After 6 weeks	After 2~3 weeks	After 3~5 days
Disadvantage	Injection Perforation on Bladder Lot of Bleeding	Short Duration of Effectiveness	None
Hospitalization	1~2 weeks	Not necessary	Not necessary



Effect of Laser Treatment Collagen stimulation

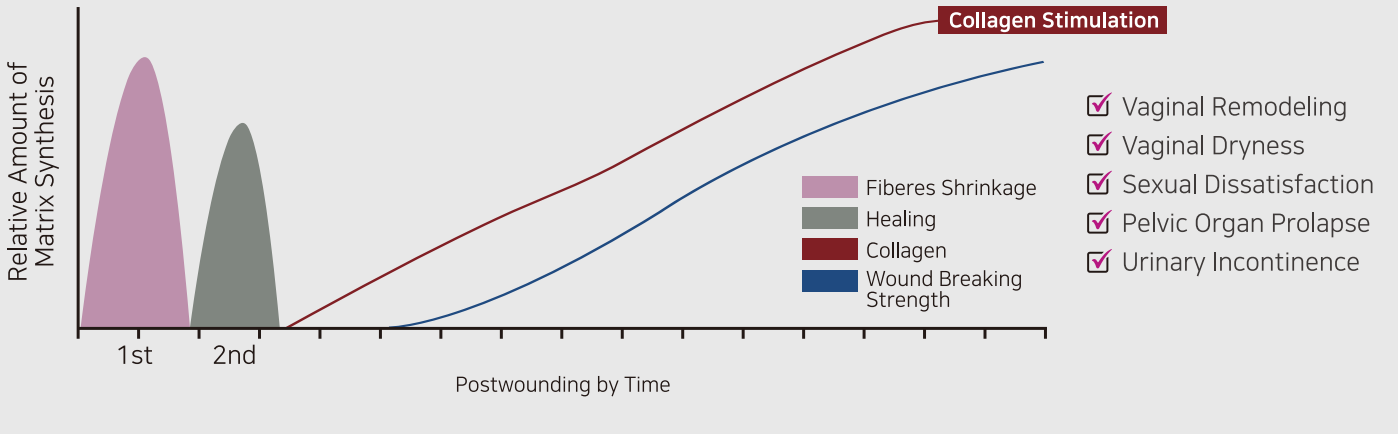

CoolPeel

1.3 mm

PSD Technology

Pulse Shape Design (PSD) Technology on SmartXide Punto allows for fractional laser pulses customization with variabie pulse shapes, duration, energy and peakpowers to satisfy any treatment requirement and providing excellent results.

Homogenous skin Stimulation with CoolPeel Mode

A unique pseudo-casual laser emission mode providing uniform, homogenous skin stimulation with a more natural aesthetic result for skin texture and almost no downtime.



SmartPulse (SP)



Ours Pulse (DP)



HighPulse (HP)

CoolPeel Mode

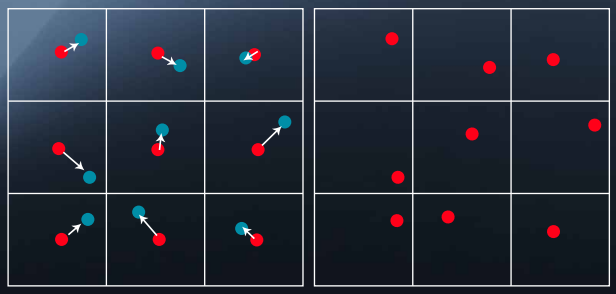

With constant energy, the system intelligently modulates the pulse waveform via PSD technology in the background (3 pulse technologies: SP/DP/HP). Through a unique free laser emission mode, it delivers uniform and homogeneous skin stimulation, resulting in a more natural aesthetic effect on skin texture with almost no recovery period.



Hand tools configuration

Conventional dot matrix 50mm/100mm
Newly added manual scanning handle
Intimate care: 45° bevel edge / 360° / 15° vertebral body /single-ball/double-ball handles, suitable for treatment needs of different parts
Cutting: 50mm/100mm

Fractional treatment head



50mm 100mm

COOL PEEL treatment head



Manual scanning handle

Mixed Cutting treatment head



50mm 100mm

Intimate treatment head



360° 45° dual coordinates single coordinate

Cutting treatment head



50mm 100mm

Highly Advanced Scanners and Delivery Systems

For Maximum Versatility, Speed and Efficacy

Treatment head				Treatment model	describe	Spot size and distribution
Digital galvano-meter		Mixed Cutting treatment head		Mixed Cutting	For the rapid treatment of skin neoplasms including warts, nevi, syringomas and milia.	 0.1-2mm
		COOL PEEL treatment head		COOL PEEL	Low-energy, low-intensity treatments are ideal for gentle treatment of pigmentation and wrinkles. A variety of settings allow for comprehensive or targeted treatment of roughness and uneven pigmentation.	 1.3mm
		Fractional treatment head		Dot Matrix	Deep: Designed for treating deep wrinkles, severe acne scars, and other deep-seated skin damage. Superficial: Can be used to treat wrinkles, acne scars, and other deep, cosmetic skin damage. Full-Thickness: Addresses multiple skin layers at once.	 0.12mm
		Intimate treatment head		Intimate	Adapts to the upper limit of energy tolerance of mucosal tissue. Improves relaxation, dryness and atrophy, hypopigmentation and hyperpigmentation, and repairs vaginal wall function.	 0.5mm
		All of the above apply		COOL SCAN	For wrinkles, it reduces the depth of epidermal exfoliation, shortens the recovery period, and enhances precision and comfort. For scars, it vaporizes surface hyperplasia and coagulates deep microvascular tissue, inhibiting excessive scar growth and achieving smoother results. For benign epidermal lesions, it is suitable for delicate treatment of exposed areas such as the face.	
Cutting treatment head				Cutting	Focused design, precise cutting, efficient gasification, mild postoperative reactions and low infection risk.	0.1mm

Integrated Intelligent Handle

One-Second Replacement
Zero Misrecognition

Professional Medical Efficiency



Absolute Stability

Automatic identification and locking ensure perfect connection between the treatment head and the host, guaranteeing treatment safety and effectiveness

Intelligent Convenience

The smart chip automatically matches treatment parameters to achieve "plug-and-play" functionality. It has no operational threshold and effectively avoids human operation errors

Parameter Adjustment Function with Built-in Display Screen

The handle is equipped with a built-in display screen, enabling direct viewing and adjustment of parameters (area size, pattern selection). It reduces operation interruptions and enhances treatment fluency.



Holographic red light preview function

The laser does not produce energy and only emits red light to simulate the docking range, predicting the treatment effect and avoiding operational errors.

HD camera

The camera tracks the treatment area in real time, automatically recognizes the hand tool type and matches parameters to prevent setting errors.

Ultra-high-speed scanning technology

Adopting a new motor and scanning system, its scanning speed is 3 times that of traditional equipment, significantly shortening treatment time. Clinically, it features more concentrated energy, larger light spots, and energy focused on the epidermis. It is suitable for anti-aging and skin rejuvenation, while reducing thermal damage.

Scanning Speed Improvement

↑3x

Treatment Time Reduction

↓50%



Real-time dynamic adjustment system

The screen displays and dynamically adjusts the parameters of energy, density, spacing, length and width of cutting area in real time to achieve accurate control of "what you see is what you get".

CoolScan



Comfort Mode

With a unique free laser emission mode, it delivers uniform and homogeneous skin stimulation, refines skin texture for a more natural aesthetic effect, and requires almost no recovery period.

Intelligent Pulse Train Technology:

20% enhanced penetration, **50%** improved comfort.

Clinical Value:

Reduces thermal damage and shortens the recovery period.

Treatment Range

Fully rejuvenated skin

Improve acne pit repair, improve rough skin, large pores, dull skin tone, etc.



Before



After



Before



After

Scar repair

A variety of severely damaged hypertrophic skin lesions can be treated with excellent efficacy, which require a highly coordinated laser with coagulation and ablation ratio to achieve skin remodeling without surgery.

Stripping dot rejuvenation

Exfoliating skin remodeling surgery uses laser to improve fine lines and wrinkles, improve skin texture, elasticity and tone, and reduce epilepsy and stretch marks. Exfoliating remodeling is ideal for patients who wish to achieve significant improvement in a single treatment.



Before



After



Before



After

Acne scars

CO_2dot lasers significantly improve very deep and old acne scars, while also repairing damaged skin and improving skin tone.

Treatment Range

Abnormal pigmentation

CO_2 dot matrix laser can effectively treat abnormal skin pigmentation and tone abnormalities, and can produce amazing results with just a single treatment.



Before



After



Before



After

Wrinkle removal

Improve facial wrinkles, crow's feet, head-up lines, Sichuan characters, nasolabial lines, abdominal stretch marks, obesity lines, etc.

Skin growth

Such as cutting or vaporization of warts, nevus, seborrheic keratosis, sebaceous adenoma, and hydroma



Before



After

Private therapy

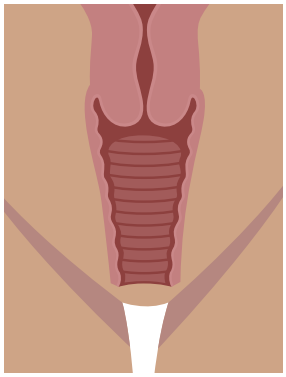

Before

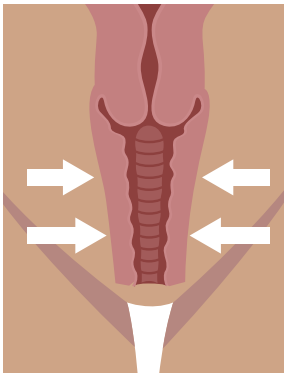

After

It mainly stimulates the rebirth of collagen in mucosal tissue through thermal effects, improving dryness, mild relaxation or uneven color problems.

Traditional Laser	CO_2 Fractional Laser
Single point energy high	dispersed micro-damage
Recovery period 5-7 days	Recovery period 3-5 days
Deep penetration	Precisely control depth

Technical Parameters



Model	D9 - A
Android System	Android 11
Screen Size	15.6 - inch Android screen
Handpiece Configuration	"F100 (F50 optional), S50 (S100 optional), intimate handpiece (optional)"
Laser Type	Radio - frequency tube carbon dioxide laser
Wavelength	10600nm
Pulse Energy/Power	3mJ to 300mJ/0.1W to 40W (step 0.1W)
Beam Delivery System	South Korean seven - section weighted arm, digital galvanometer
Scanning Mode	Sequential, random, symmetric, mobile
Treatment Area	Maximum 20*20mm
Beam Size	Single - point beam: less than 0.12mm
Spot Pattern	"Single - point light spot: circular; Shapes: square, circle, hexagon, ring, diamond, triangle, ellipse, rectangle, custom (hand - drawn)"
Cooling System	Air - cooling system
Treatment Mode	Cutting, Mixed Cutting, Fractional (Deep, Shallow, Mixed), Intimate, COOL PEEL